

June 2014 Volume 8, Issue 2

In This Issue

Top Stories

[D3 Named Autodesk Master Reseller of CAM Solutions](#)

[Workflow Automation: BOM Integration](#)

[Tech Blog: Inventor Factory Reset Option - \(View PDF\)](#)

[D3's New Employees](#)

[Employee Spotlight](#)

Autodesk Promotions

[Save 20% on the Latest Release and Subscription](#)

[Trade-In Offer \(2008 or Prior\)](#)

Industry & Autodesk News

[ProJet 5500X and ProJet 4500 3D Printers](#)

Upcoming Events

[2015 Autodesk Roadshows - \(Special Guest: Lynn Allen in Kansas City\)](#)

[Coffee and CAM Webinar - \(Free Starbucks for Attending\)](#)

[Educational Webinar - Protect Your Software Investments](#)

[Virtual Advanced Training ACADEMY - NEW ONLINE TRAINING](#)

[3D Systems 3D Printer Seminar](#)

D3 Named Autodesk Master Reseller of CAM Solutions



D3 is privileged to announce that they have been chosen as one of six Master Resellers of Autodesk CAM Solutions. With D3's recent establishment of their Prototyping Division through the acquisition of a local machine shop and addition of CNC machining capabilities, D3 is more than equipped to support their clients. Many times, their customers need physical prototypes during the validation stage of the design process. **Not only will D3 be able to provide their customers with physical prototypes**, but they will be using Autodesk's integrated CAM Solutions to create all the G-Code to make it happen. The integration of Autodesk CAM Solutions directly within the design tools now gives machinists, engineers, and designers the ability to adapt to real-time changes and instantly update tool paths.

"Team D3 is honored and excited to be designated as a Master Reseller for Autodesk CAM Solutions. We commit to provide our valued customers with an integrated CAM solution that not only meets their needs but exceeds their expectations with superior performance and top-quality results." stated Kevin Schlack, President of D3.



View the full press release here: www.prnewswire.com/d3tech

Never Pay for 2.5-Axis CAM Software Again!...Fully-Functional. Fully-Integrated in Solidworks or Inventor! Absolutely FREE! Get it here and begin posting G-code in just 15 minutes:

[Download Free CAM for Inventor or SolidWorks Now](#)

[Back to Top](#)

Workflow Automation: BOM Integration

BOM integration — Sometimes it's not a real complex design automation that your company needs to get a leg up on. Sometimes you just need some of the lower level activities to work better, so that you have time for the big things...you know, the ones that suck away your time and compound your day with errors. Could it be better? Are there options to how you do it today?

What's got you boxed in?

Special Offers

D3 would like to congratulate Cynthia Haenchen, our most recent **Facebook winner** for the Microsoft Surface Tablet.

Want to be automatically entered into our next drawing to

WIN a FREE 3D Printer? Simply 'Like' us on Facebook or 'Follow' us on LinkedIn!



Meet AuLynn Allen at D3's **2015 Autodesk Roadshow** Kansas City - June 24th



Missed the Webinar? Watch the 15-Minute Recording Here



Begin Posting G-Code in Just 15 Minutes After Downloading Free CAM



"Your HSM CAM software has allowed us to cut the time to get parts by 4 months... Keep up the good work!"

-Gene Brown,
Owner/Actuator Consultant -
ADS-Aerospace, Wichita, KS

[Contact Us](#) today to learn about our promotions and special offers on software, hardware, or training.

You can always visit our Website or Social Network pages to learn about promotions or special events. Click the icons below to visit the pages:



Quick Links

[D3 Website](#)
[Careers at D3](#)
[Promotions](#)
[Events Calendar](#)
[Autodesk](#)
[3D Systems](#)



One of the common challenges that we are helping folks work around today is to connect your engineering and design data to your ERP systems to clean out the manual input processes that lead to errors. **Give your teams more accurate data earlier in the process** and **stop the manual inputs**.

Don't let yourself get boxed in to the old ways that you HAD to use in the past...**let our BOTs help you get out of the BOX** that is holding you back!

Contact [Daryl Price](#) if you would like more information.

Daryl Price is the lead interface to D3's Automation team and serves our consulting teams, other Autodesk partners and Autodesk's sales teams in providing solutions around the world.

[2-Minute Video Sample of One of D3's Automation Approaches](#)

[Back to Top](#)

Tech Blog: Inventor Factory Reset Option

In my years of doing tech support here at D3 I've answered many different kinds of support issues pertaining to every package from Inventor to Revit. Some come in and before the person is halfway through explaining their issue I know what's wrong, and others make me take me a while. Some go off to the magical land of development, while for others a suitable workaround is found. But then there's that one kind of support question that all of the Implementation Consultants dread: the vague, random, and sporadic issue. The one that the user can't get to happen when we're watching but swears it happens 10 times a day. We don't doubt you; it's just hard to fix a problem when you can't see it.

The truth is that the cause of these vague ghost-like issues could be any number of things and could take a long time to figure out. As I've learned the ways of tech support I've found that for AutoCAD issues that fall under this category there is a nifty little tool in your programs called Reset Settings to Default. This has gotten me out of many run-ins with the vague case. For years I've always wished that Inventor had something like that. A lot of the times the fixes for these issues could go as far as having to make a brand new user account in Windows, and try telling that to an already angry IT administrator or that person who customizes everything for the first 4 days he/she gets a computer.

Last week I, along with my other IC brethren from D3, attended Autodesk's tech academy. While the "tech center" the conference was held at lacked very much "tech," we did learn a lot. One part of the conference was based around technical support for Inventor. Autodesk's very own Nathan Chandler talked us through a brutal 80 slide presentation that ended just shy of 2 hours. Yeah, a 2 hour presentation on support; see what we go through for you? Anyway, one of those slides caught my attention. Nathan was going through things that we can do before we get Autodesk involved in cases, and one of those tools was a **factory reset for Inventor!** I had to look at it again, I was so shocked. [Click here](#) to read the full blog...



[Back to Top](#)

D3's New Employees

D3 Recently welcomed to Inside Account Representatives Justen Pendergraft and James McFarland and Solution Consultant Bill Baker to the team.

Justen Pendergraft

Justen works out of D3's Tulsa, Oklahoma office. Here are some quick facts about Justen:

Education:

Justen studied 2D and 3D CAD at Tulsa Community College and Oklahoma State University.

Work History:

Prior to joining the D3 Team, Justen was a 3D structural designer/drafter for four years at Harsco Air-X-Changers in Tulsa, OK.

Position at D3:

Justen has taken on the roll as Implementation Consultant. His primary roles will include conducting professional CAD training, providing technical support, and whatever other projects come his way.

Bill Baker, P.E.

Bill Baker works out of D3's Kansas City, Missouri office. Here are some quick facts about Bill:

Education:

Bill received a Bachelor of Science degree in Mechanical Engineering from University of Missouri at Rolla in 1984 and went on to acquire his Professional Engineering license from Missouri five years later

Work History:

Today, he has over 30 years of experience in the industry using CAD/CAE software in various programs including Autodesk Inventor, Autodesk Vault, Mechanical Desktop, Pro-E, SolidWorks, and ComputerVision.



Bill has also worked for four progressive, leading, equipment manufacturers before joining Team D3 including Altec Industries, Gray Manufacturing, Snorkel International, and Broderson Manufacturing.. Bill's extensive experience in the mobile equipment manufacturing industry makes him a welcomed addition and a valuable asset to the team.

Position at D3:

Bill has joined Team D3 as a Solution Consultant. He will be focusing on consulting and implementation of the Autodesk Simulation solution set including Autodesk Simulation Mechanical, CFD, and Moldflow. Bill's primary objective is to consult with the engineering teams of D3 customers. He will have the tools to assist them in increasing revenue and reducing costs by leveraging the latest in simulation technologies

[Read the press release here](#)

James McFarland

James McFarland works out of D3's Headquarters in Springfield, Missouri. Here are some quick facts about James:

Education:

After graduating Kickapoo High School in 1999, James continued to gain valuable experience and education by joining his father's garage door company as Lead Installer. As Lead Installer, he learned many different aspects of business including sales and customer service.

Work History:

In 2010, James began working as an Insurance agent for Mutual of Omaha. One year later, he accepted a position at American National where he has worked as a Client Specialist up until earlier this year.

Position at D3:

As an Inside Account Representative (IAR), James will be assisting Solution Executives in managing some of the day-to-day activities to secure stronger relationships with their clients while prospecting for new business opportunities.

[Back to Top](#)


Employee Spotlight

Nick Narzinski

Meet Nick Narzinski, Implementation Consultant at D3's St. Louis, MO office and training center. Nick started working at D3 Technologies last November and specializes in Autodesk Inventor, **HSM CAM**, AutoCAD, and AutoCAD Electrical.

[Click Here](#) to learn more about Nick Narzinski and read the interview.

[Back to Top](#)



Save 20% on the Latest Release and Subscription

As of February 1, 2015, most upgrades from previous releases will **no longer be available** for purchase.

Move to the latest product release with Autodesk® Maintenance Subscription today and discover how much you love:

- **Access to the latest product features** and most current tools.
- **Technical support** at hand to help if you have a question.
- **Collaboration features** that allow you to work with others no matter where you need to be.

For a limited time, you can **save up to 20% when you upgrade** to an expanded choice of current perpetual products and Suites and add Maintenance Subscription.

*10% discount without Subscription

If you have any questions about this offer, please [contact](#) your local D3 representative or [watch the webinar recording](#) regarding this offer.

[Back to Top](#)

Trade-In Offer (2008 or Prior)

Take 30% off the standard retail price of a new seat by trading in a 2008 or prior release of Autodesk software and purchasing Maintenance Subscription.


If you have any questions about the trade-in offer or Autodesk pricing policy changes, please [contact](#) your local D3 representative or [watch the webinar recording](#) regarding this offer.

[Back to Top](#)

ProJet 5500X and ProJet 4500 3D Printers

3D Systems' ProJet® 5500X delivers the highest quality, most accurate and toughest multi-material composites based on 3D Systems' latest MultiJet Printing (MJP) technology. The ProJet 5500X simultaneously prints and fuses together flexible and rigid material composites layer by layer at the pixel level in a variety of colors and shades including opaque, clear, black or white and numerous shades of gray. 3D Systems' printed multi-material composites result in stunningly realistic, functional, large and small prototypes and products for a wide range of manufacturers, designers and engineers.


The ProJet 5500X delivers fast composite material print speeds using breakthrough materials with properties that can be easily varied within a single part. This new VisiJet® composite family of materials is precisely mixed by the ProJet 5500X print head on-the-fly to achieve superior mechanical properties and custom performance characteristics and comes with a 5-year print head warranty. With so many options, the ProJet 5500X is perfect for a variety of applications, including overmolded parts, multi-material assemblies, rubber-like components, long-lasting living hinges and high-temperature testing.



The ProJet® 4500 gives you the power to make ready-to-use, flexible, strong parts, colored pixel by pixel, with superior surface quality. This office-friendly 3D printer is quick and efficient, and features intuitive operation controls, so you can ensure high productivity and cut operating costs.

Combine outer beauty with inner toughness and have durable, full-color plastic parts right out of the printer from the ProJet 4500. Using ColorJet printing technology and the VisiJet® C4 Spectrum™ plastic material, the ProJet 4500 allows you to quickly create true-to-life prototypes of your end product, accurately display vital features, and produce high-resolution, customized end-use products.

The ProJet 4500 prints fast, generates minimal waste, requires no supports and delivers ready-to-use, full-color, functional parts and assemblies without post-processing or painting. This category-defining 3D printer is ideal for consumer products, home furnishings, healthcare, toys and collectibles companies, and completely shifts the paradigm for professionals engaged in architectural modeling, marketing communications, fashion design and more. Safe for office, easy-to-use, sustainable to operate and fast to print on, the ProJet 4500 is economical and comes with fully integrated material recycling for greater yield and better total material usage.



[ColorJet 3D Printing Process Video](#)

To learn more, please contact [Barbara Miller-Webb](#) or visit the [3D Systems](#) website.

[Back to Top](#)

2015 Autodesk Roadshows

Please join us for our Autodesk 2015 Roadshow where we will discuss what's new in the 2015 Autodesk products. For Kansas City, you will have the chance to **meet Autodesk's Lynn Allen** who will be presenting on Cloud technology. Although her official title is Technical Evangelist, she really is considered a celebrity among us in the CAD world. For all of our locations, you will be able to network with Team D3 and ask questions face-to-face. These events will include a breakout session at the end where you will have the opportunity to learn more about an individual topic of interest to you.

Admittance is free of charge! This event is open to all **past, present, and future users of Autodesk** products. Come and network with fellow Autodesk manufacturing users, and take part in our educational community!

LOCATIONS & DATES:

- Kansas City, MO - June 24th @ 11:30 AM - 3:00 PM CST (**Special Guest: Lynn Allen, Autodesk**)
- St. Louis, MO - June 26th @ 11:30 AM - 2:00 PM CST
- Springfield, MO - July 21st @ 11:30 AM - 2:00 PM CST
- Tulsa, OK - July 22nd @ 11:30 AM - 2:00 PM CST
- Wichita, KS - July 23rd @ 11:30 AM - 2:00 PM CST
- Memphis, TN - August 11th @ 11:30 AM - 2:00 PM CST
- Shreveport, LA - August 14th @ 11:30 AM - 2:00 PM CST
- Little Rock, AR - August 19th @ 11:30 AM - 2:00 PM CST
- Dallas, TX - August 20th @ 11:30 AM - 2:00 PM CST

- Denver, CO - August 22nd @ 11:30 AM - 2:00 PM CST

Choose a location nearest you and **RSVP TODAY:**




MAIN TOPIC: What's New in the 2015 Releases? The Roll Out group will be exploring the new releases and capabilities within Inventor 2015, Vault 2015, Mockup 2015, and Configurator 2015. This meeting will include a demo session at the end where you will have the opportunity to choose an individual topic of interest to learn more. These demo session will include topics such as Simulation (FEA & CFD), CAM, 3D Scanning, and Rapid Prototyping.

ITINERARY:

11:30 a.m. - Lunch Served / Opening Presentation
11:45 a.m. - D3's Presentation
1:00 p.m. - Embrace the Cloud (Presented by Lynn Allen, Autodesk)
2:00 p.m. - Demo Session / Networking

During the meeting, there will be a door prize drawing for a **Jawbone Big Jambox Bluetooth Speaker.**



(Retail at \$299)

Request **more information** or **register** here: www.d3tech.net/roll_out_registration

[Back to Top](#)

Coffee and CAM Webinar



Join us for a Webinar on HSM Cam for SolidWorks & Inventor
Everyone* who attends will receive a \$5 Starbucks Gift Card at the end!

[Register here](#) for a convenient date below:

June 30th
July 30th

Each webinar will run from 8:30 AM - 9:00 AM CST

HSM Works has been a HUGE topic among manufacturing companies since the recent release of its integrated CAM software for both SolidWorks and Inventor. In each of these live webinars, we will be discussing what the software is capable of, and you will be able to **ask questions** to real people and **get real answers** on your CAM-related questions.

"Your HSM CAM software has allowed us to cut the time to get parts by 4 months...keep up the good work!" - Gene, ADS-Aerospace
"From draft idea to cut parts took about 2 hrs." - Jarrod, Mid-America Aviation

If you haven't already, be sure to download the fully functional, fully integrated [Free 2.5-Axis CAM](#) offering for Inventor or SolidWorks.

**In order to qualify for the \$5 Starbucks gift card, you or your company must own at least one valid seat of SolidWorks or Autodesk Manufacturing software.*

[Back to Top](#)

Educational Webinar - Protect Your Software Investments



There are a lot of questions & confusion out there about Autodesk upgrades going away in 2015. As your partner, D3 can help navigate you through all the marketing-spin (even ours) and discuss what best options you have to **protect your investments in the expired Autodesk software assets you currently own.**

If you missed the webinar, you can view the recording below.



[Back to Top](#)

Virtual Advanced Training ACADEMY - NEW ONLINE TRAINING

Now you can get trained in a virtual classroom setting without having to leave the office!

D3 Technologies has recently formed an alliance with three other Autodesk Channel Partners and Authorized Training Centers for the delivery of online, live, interactive Autodesk solutions training.

This alliance will provide best-in-class online learning opportunities to users of more advanced and specialized Autodesk design and simulation tools.

Upcoming classes:

- Inventor Performance Optimization - June 16th - 18th
- Factory Design Suite II - June 23rd - 24th
- Showcase Fundamentals - June 24th - 26th
- Factory Design Suite II - September 11th - 12th
- Autodesk Inventor Performance Optimization - September 15th - 17th
- Mechatronics - September 22nd - 24th

Enrollment is now open!

[Enroll Today](#) for the class(es) of your choice and get trained right from your office.

If you are interested in attending or learning more about the Virtual Advanced Training ACADEmy courses, [contact](#) your local D3 representative.

[Back to Top](#)

3D Systems 3D Printing and 3D Scanning Seminar

Tulsa, OK
June 19th
4:00 PM - 6:00 PM

Tulsa Technology Center Broken Arrow Campus ([Show Map](#))


4000 W. Florence St
Broken Arrow, OK 74012

[Register Now](#)

This seminar will show you how our 3DPRINTING 2.0 initiative can help you Manufacture the Future and accelerate your design-to-manufacturing needs. Learn how to choose between vastly different technology options – key buying criteria including single-source advantages. Come learn:

- Latest developments in ColorJet 3D printing – now in full-color plastic
- Expanded capabilities in MultiJet 3D printing with simultaneous, multi-material composite printing
- Fab-grade performance of the newest SLA 3D printer enabling high volume manufacturing
- Production-grade SLS 3D printing delivering injection molding-like part quality
- Industrial-grade direct metal 3D printing with a large choice of metals and ceramics
- Low cost jewelry and dental 3D printing options
- How to choose the right 3D printer for any application, from a wide range of technologies and price points

Don't miss your chance to get an up close and personal view of the latest groundbreaking advancements in 3D printing and 3D scanning.



If you are interested in attending or learning more about this event, [contact](#) Barbara Miller-Webb.

[Back to Top](#)

About D3 TECHNOLOGIES

Founded in 1998, D3 Technologies is a consulting company that partners with manufacturers to help them leverage the latest in engineering technologies in order to design their products better and bring them to market faster. With multiple offices and training centers located all across the Midwest, D3 is a true partner that delivers solutions to help all manufacturing companies pursue continuous improvement goals to increase productivity and profitability. As one of the largest and most accomplished Autodesk Manufacturing Partners in North America, D3 focuses on 3D design, product data management/product lifecycle management (PDM/PLM), engineer-to-order (ETO), and configure-to-order (CTO) solutions. For more information on D3, please visit www.d3tech.net.

If you would like to know more about us, please visit our website: www.d3tech.net



If you'd like to change the way we communicate with you, please [contact us](#) to specify which types of emails you'd like to receive or click on the link at the bottom of this email to have your name deleted from our mailing list.

Springfield | Kansas City | Tulsa | Little Rock | St. Louis | Wichita | Denver | Oklahoma City | Memphis | Jonesboro | Longmont | Dallas
877.731.7171 | [http://www.d3tech.net/](http://www.d3tech.net)

D3 TECHNOLOGIES